

is the UK like?

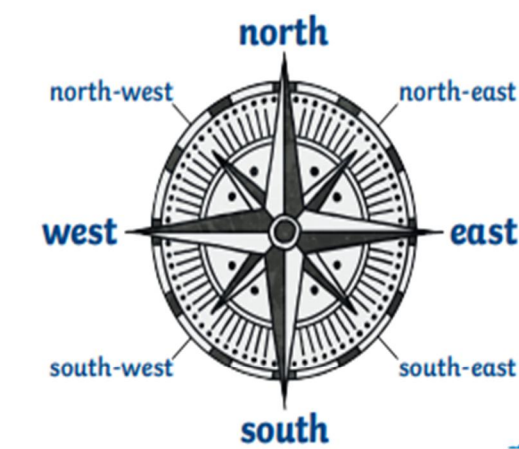
Geography

Location

Skills & Fieldwork

Rocket Words

| Word | Meaning |
|----------------|---|
| County | A small area of the UK containing lots of towns and villages. |
| Equatorial | An imaginary line which divides the Earth into the Eastern and Western hemispheres. |
| Immigrant | People moving to another country to live permanently. |
| United Kingdom | The United Kingdom of Great Britain and Northern Island. |
| Islands | England, Scotland and Wales. |
| Landmark | A feature of the landscape or area that is easily recognised. |
| Millennium | A time period of 1000 years. The New Millennium started 1st January 2000. |



| County |
|---|
| Local Governments control the area of counties and their services. These services include: Education, Transport, Policing, Public Safety, Social Care. |
| Counties include: Cornwall, Swansea, Londonderry, Aberdeenshire. Our county is Norfolk . |



| | |
|----------|-----------------------------------|
| Lesson 1 | • Countries and Cities |
| Lesson 2 | • Rivers and Lakes |
| Lesson 3 | • Around the Country and Counties |
| Lesson 4 | • Hills and Mountains |
| Lesson 5 | • How Long the Country Grew |
| Lesson 6 | • Our Changing Nation |

is the UK like?

Geography

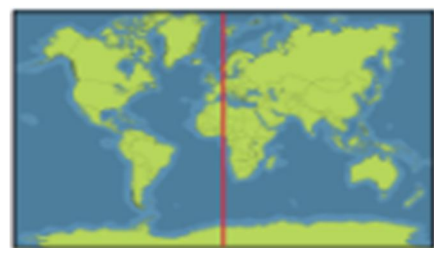
Location

Skills & Fieldwork

f London

| | Event | Population |
|--|--|-------------|
| | Romans invaded Britain and built a settlement called Londinium on the banks of the River Thames. | unknown |
| | After the Norman Invasion, many forts were built including the Tower of London. | |
| | London Bridge was built to replace smaller, wooden bridges on the Thames. | 80, 000 |
| | Over 60, 000 people died due to the Great Plague. | |
| | The Great Fire of London destroyed 60% of the City. | |
| | Buckingham House was built, now known as Buckingham Palace. | 1 million |
| | Landmarks such as Trafalgar Square, Big Ben, Royal Albert Hall and Tower Bridge were built. | 6.7 million |
| | Many houses and buildings were destroyed during the Second World War. | |
| | Millennium Dome and Millenium Wheel (London Eye) were built to celebrate the new millennium. | |
| | Queen Elizabeth Olympic Park built for he Olympic Games. | 8 million |




at people come and move to the UK?
le decide to move to and live permanently in the UK. These immigrants
rom all over the world including Italy, India, China and Australia. They
de to live in the UK to be nearer to family, for work of for a different



Prime Meridian
This imaginary line runs through
Observatory in Greenwich. It is
as the basis for the world's time

| What we know. | What we would like to know. | What we have found out. |
|---------------|-----------------------------|-------------------------|
| | | |

UK

| County | Flag | Capital City | Key Landmarks | Key Rivers | High Ground |
|------------------|---|--------------|---------------|------------|-------------|
| England |  | | | | |
| Scotland |  | | | | |
| Wales |  | | | | |
| Northern Ireland |  | | | | |